

# Star Series

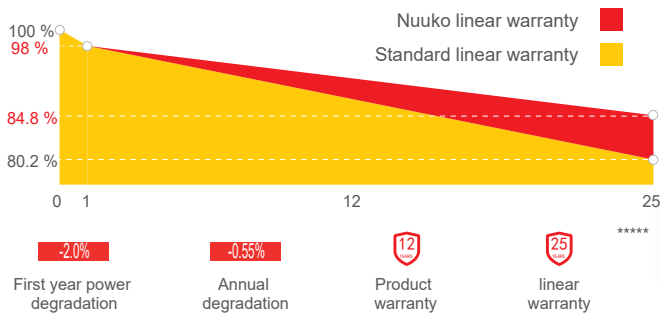
LIVE UP TO GOOD SUNSHINE

NKM-120 (166mm Cell)

## 360-380 Watt

MONOFACIAL MODULE

Industry-leading Warranty based on nominal power



## Features



### High module conversion efficiency

Module efficiency up to 20.8% achieved through advanced cell technology and manufacturing process



### Extended wind and snow load tests

Module certified to withstand extreme wind (3800 Pascal) and snow loads (5400 Pascal) \*



### Excellent weak light performance

More power output in weak light condition, such as cloudy, morning and sunset



### Lower operating temperature

Lower operating temperature and temperature coefficient increases the power output



### Nuuko current sorting process

Up to 2% power loss caused by current mismatch could be diminished by current sorting technique to maximize system power output

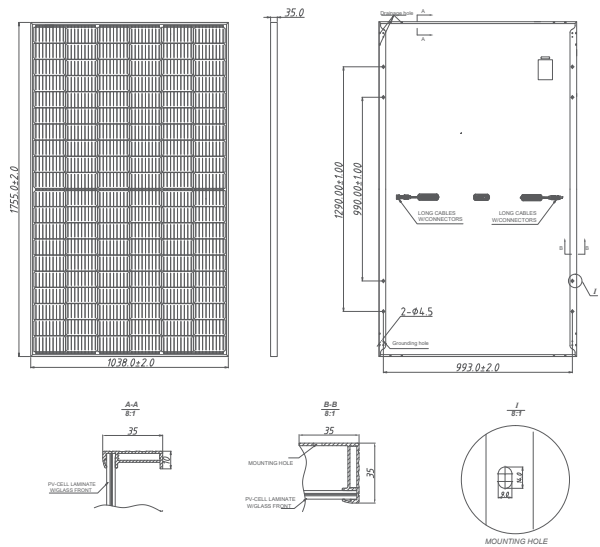


### Withstanding harsh environment

Reliable quality leads to a better sustainability even in harsh environment like desert, farm and coastline

## MECHANICAL SPECIFICATIONS

Cell Type	Monocrystalline
Cell Dimensions	166*166mm
Cell Arrangement	120 (6*20)
Weight	21kg (46.3lbs)
Module Dimensions	1755*1038*35mm (69.09*40.87*1.38inches)
Cable Length	Portrait 300mm/Landscape 1200mm/Customized
Cable Cross Section Size	TUV: 4mm <sup>2</sup> (0.006inches <sup>2</sup> )/UL: 12AWG
Front Glass	3.2mm (0.13inches) AR Coating Tempered Glass
No. of Bypass Diodes	3/6
Packing Configuration (1)	31pcs/carton, 858pcs/40hq
Frame	Anodized Aluminium Alloy
Junction Box	IP68



## ELECTRICAL SPECIFICATIONS

Module Type	NKM360M-120		NKM365M-120		NKM370M-120		NKM375M-120		NKM380M-120	
	STC	NMOT	STC	NMOT	STC	NMOT	STC	NMOT	STC	NMOT
Rated output (Pmp/Wp)	360	267	365	271	370	274	375	278	380	286
Maximum Power Voltage(Vmpp/V)	34.3	31.6	34.6	31.9	34.9	32.1	35.2	32.3	35.6	32.4
Maximum Power Current(Imp/A)	10.50	8.46	10.56	8.50	10.61	8.55	10.66	8.60	10.67	8.92
Open Circuit Voltage(Voc/V)	40.7	37.9	40.9	38.0	41.1	38.2	41.3	38.4	41.3	38.9
Short Circuit Current(Isc/A)	11.15	9.00	11.20	9.04	11.26	9.09	11.31	9.13	11.64	9.39
Module efficiency(%)	19.7%		20.0%		20.3%		20.5%		20.9%	
Power Tolerance (W)	0~+5		0~+5		0~+5		0~+5		0~+5	

STC: Irradiance 1000W/m<sup>2</sup>, Cell Temperature 25°C, Air Mass AM1.5 NMOT: Irradiance at 800W/m<sup>2</sup>, Ambient Temperature 20°C, Air Mass AM1.5, Wind Speed 1m/s

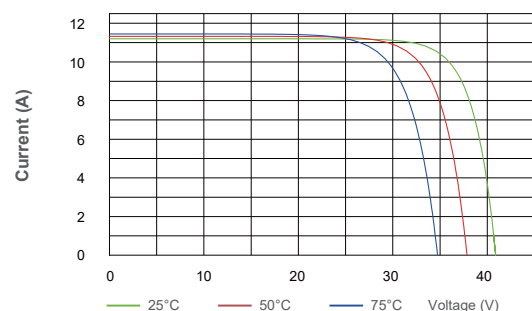
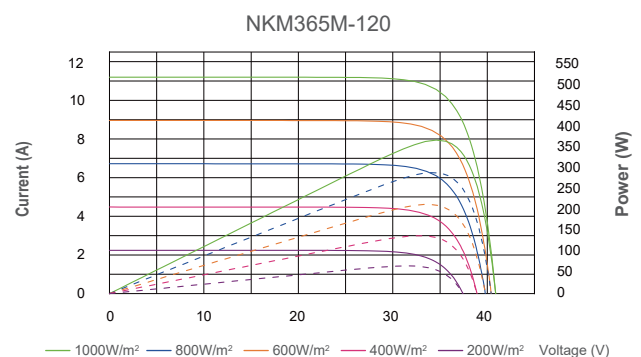
## MAXIMUM RATINGS

Maximum System Voltage	1000V/1500V DC (IEC)
Operating Temperature	-40°C ~ +85°C
Maximum Series Fuse	20A
Static Loading	Snow Loading: 5400Pa/ Wind Loading: 2400Pa
Conductivity at Ground	≤0.1Ω
Safety Class	II
Resistance	≥100MΩ
Connector	T01/LJQ-3-CSY/MC4/MC4-EVO2

## TEMPERATURE CHARACTERISTICS

NMOT Temperature	43°C±2°C
Temperature Coefficient (Pmax)	-0.36%/°C
Temperature Coefficient (Voc)	-0.26%/°C
Temperature Coefficient (Isc)	0.043%/°C

## CURVE & TEMPERATURE DEPENDENC



Nuuko Power Co., Ltd.  
Info@nuukopower.com